

# Brass Scratch Awl Kit

## Model # 1593

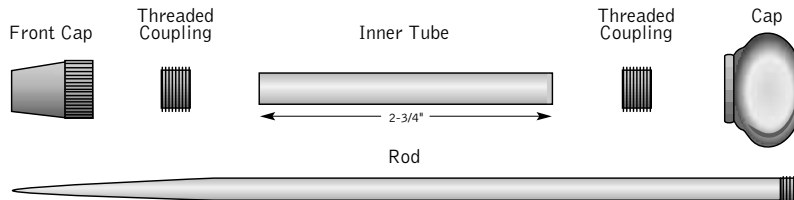
### Kit Features:

- Polished solid brass components
- Stainless steel pointed shaft, 4-1/8 inches exposed
- Useful tool for around the shop
- Overall length is 8 inches

### Required Accessories:

- 7mm, long mandrel
- 7mm bushings (2 Required)
- 7mm drill bit
- 2 Part epoxy glue or Insta Cure (Cyanoacrylate) glue

Diagram A: PARTS LIST



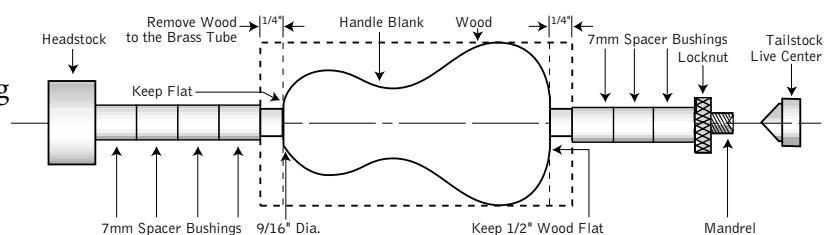
### PREPARING THE BLANK FOR TURNING:

- Cut 1-1/2 inch to 2 inch Square blank to the size of the brass tube
- Drill a 7MM center hole lengthwise through the center of the blank
- Spread glue over the tube. Insert into Blank with a twisting motion to spread the glue evenly inside the blank for assembly.

### TURNING THE WOOD BLANK

- Place 4 or 5, 7mm Bushings on the mandrel. Slide the wood blank on. Follow with other 7mm bushings to fill the remaining space to the thread. Place the lock nut on. Bring the tailstock snug to the mandrel (Do Not Over Tighten, it could damage the mandrel) Hand tighten the lock nut and lock the tail stock in place.
- Turn the blank down, until rounded. Stop the Lathe and make pencil marks 1/4" from each end.
- Use a parting tool to remove the wood down to the bushing, do not cut deeper.
- Turn the remaining wood down to the handle design of your choice (See Diagram B for details). Sand and finish the wood.
- Use the parting tool to remove the remaining wood, clean down to the brass tube. The handle is now ready for assembly.
- **NOTE:** To avoid the tool from rolling you, may sand a flat section on the handle.

Diagram B: TURNING THE WOOD BLANK

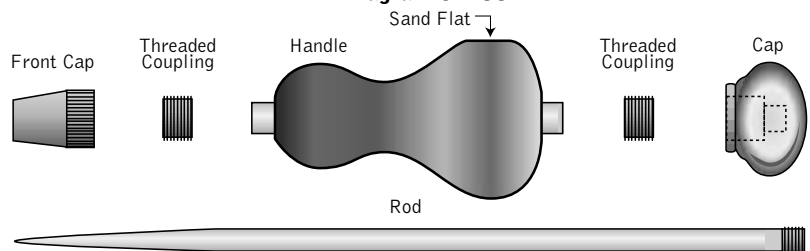


### ASSEMBLY

Line up parts according to Diagram C.

- Press the threaded coupler over the exposed brass tube. Repeat the same step for the opposite end.
- Screw the cap on to the threaded end of the rod.
- Slide the rod into the wide end of the handle, and screw the cap into the threaded coupler.
- Slide the front cap over the rod, and screw it onto the handle.

Diagram C: ASSEMBLY



Provided to your use by:  
The Wooden Post, Inc.  
Toll free (888) 595-7126